



Low Profile

SWITCHING REGULATED (to 720 watts)

single output & wide adjust output

AC-DC or DC-DC

- Shipped Within 6 Days
- All Models U.L. Recognized
- Five Year Warranty



Don't forget these facts about Acopian....

- Fast Shipping? Acopian invented it! For over half a century, Acopian has built and shipped millions of power supplies within 3-DAYS after receipt of order. And we still do today! View our 3-DAY Shipping Promise: www.acopian.com/3dayship.html
- You ALWAYS talk to a real person when you call Acopian.
- Acopian power supplies last a *very long time!*
- You can email 3day@acopian.com anytime for 24/7 product support.
- The *Online System Builder* (www.acopian.com/SystemBuilder) is a convenient way to get your own custom power supply or power system (and most ship within 9 Days).
- You can order Acopian power supplies factory direct.
- ALL Acopian products are made in the USA.



Easton, PA & Melbourne, FL
 1-800-523-9478 • www.acopian.com
 Order Factory Direct
 Made in USA



Low Profile**SWITCHING REGULATED (to 720 watts)
(Power Factor Correction and Universal Input)**

AC-DC or DC-DC

single output & wide adjust output

- Shipped Within 6 Days
- UL60950, UL508, CE Certified
- Five Year Warranty

**STANDARD FEATURES**

- Universal input
- Power Factor Correction
- Constant voltage and constant current modes
- Voltage and current monitor terminals
- Voltage and current programming capabilities
- Short circuit and overload protection
- Thermal protection
- Low Profile
- No minimum load required
- Adjustable down to 0 volts ('Wide Adjust' models)
- Can be paralleled for increased current (option P)
- N+1 Redundancy (option N)
- Internal EMI Filter and RFI Shielding
- Pluggable connectors for input and control wiring
- Remote Sensing
- 'V ok' signal monitor
- 'Soft start' operation

SPECIFICATIONS

WARNING: HIGH LEAKAGE CURRENT. EARTH CONNECTION ESSENTIAL BEFORE CONNECTING SUPPLY.

Input Voltage: 90-265 VAC, 49-420 Hz, single phase, or 110-350 Vdc. 208 VAC 3-phase is also available (see Options).
AC input (maximum): 8A (WL7 case), 12A (WL9 case)
DC input (maximum): 5.75A (WL7 case), 8.8A (WL9 case)
DC input may be connected without regard to polarity.

Inrush current: Cold start, (thermistor limiter) 33A peak @ 115 VAC (typical); 65A peak @ 230 VAC (typical). (Not recommended for use on ground fault protected circuits.)

Startup Time: 800 ms (typical).

Input Undervoltage: An input of less than 90 VAC will not damage power supply.

Power Factor: 0.99 typical at 115 VAC, 60Hz and full load. Complies with EN61000-3-2.

Regulation (in constant voltage mode):

Line Regulation: $\pm 0.05\%$ or 5 mV, whichever is greater.
Load Regulation: $\pm 0.05\%$ or 5 mV, whichever is greater.

Regulation, Ripple (in constant current mode):

Line Regulation: $\pm 0.2\%$ or 30 mA.
Load Regulation: $\pm 0.5\%$ or 100 mA.
Current Ripple: 0.5% rms.

Regulation, Ripple (in 'N+1' or 'P' mode):

Line Regulation: $\pm 0.1\%$ or 50 mV, whichever is greater.
Load Regulation: $\pm 0.1\%$ or 50 mV, whichever is greater.
Ripple: 2x rating in table.

Ambient Operating Temperature: 0 to +71°C.



Temperature Coefficient (after 30 minute warm-up):
Voltage mode; $\pm 0.02\%/^{\circ}\text{C}$ (typical).
Current mode; $\pm 0.1\%/^{\circ}\text{C}$ (typical).

Drift (voltage mode or current mode): $\pm 0.1\%$ (typical) over 8 hours, after 30 minute warmup.

Storage Temperature: -40 to +85°C.

Holdup Time: 20 ms minimum with full load.

Transient Response: 3 ms to return to $\pm 1\%$ of output setting. Maximum of $\pm 3\%$ output excursion following a load step change from 50% to 100%.

Efficiency: See table. (Typical, at 115 VAC, with full load.)

Polarity: Output is floating and may be used in either polarity.

Remote Sensing: Compensates up to 0.5 Vdc drop per output line (or within the limits of the output voltage adjustment range). (Wide Adjust models compensate up to 0.5 Vdc drop per output line.)

Output Adjustment: Voltage and current output adjustments are located on the front. Output adjustment may also be controlled by using remotely located potentiometers.

Output Programming (Wide Adjust models): The output voltage and current may be programmed from 0 to full rating by means of control voltage inputs of 0 to +10 Vdc (0 to +5Vdc for models with option "C5"). Voltage mode accuracy: 0.5%. Current mode accuracy: 3% for models with greater than 10 amps output current and 4% for models with less than 10 amps output current. Accuracy percentages do not apply below 5% of output rating.

Voltage Monitor Terminal: Permits remote monitoring of output voltage, stepped down by a ratio of 10:1 (for 3.3v to 90v models) or 100:1 (for 100v to 135v models). Accuracy is 0.5% of maximum rated output voltage.

For models with 0-5v programming option "C5":

Permits remote monitoring of output voltage, stepped down by a ratio of 10:1 (for 3.3v to 45v models) or 100:1 (for 48v to 135v models). Accuracy is 0.5% of maximum rated output voltage.

Current Monitor Terminal: For models with greater than 10 amps output current: permits remote monitoring of output current, stepped down by a ratio of 100 mV/Amp (accuracy is 3% of maximum rated output current). For models with less than 10 amps output current: permits remote monitoring of output current, stepped down by a ratio of 1000 mV/Amp (accuracy is 3% of maximum rated output current).

For models with 0-5v programming option "C5":

For models with greater than 45 amps output current: permits remote monitoring of output current, stepped down by a ratio of 10 mV/Amp (accuracy is 5% of maximum rated output current). For models with less than 45 amps output current: permits remote monitoring of output current, stepped down by a ratio 100 mV/Amp (accuracy is 3% of maximum rated output current).

Overload/Short Circuit Protection: A short or overload forces the power supply into constant current mode, with automatic recovery.

Overvoltage Protection: Latches power supply OFF, reset by momentarily removing AC input power. (Models with 'N' option reset automatically.)

Thermal Protection: Thermostat(s), self-resetting.

Internal Failure Protection: Provided by internal fuse.

Output Inhibit: Applying between +3 and +15 Vdc to the Inhibit terminal will disable the supply. 'Output Enable' is also available (see Options).

V ok (Single Output Models): When the power supply's output voltage is between -14% ±2% of the minimum rated output voltage and +15% ±2% of the maximum rated output voltage, 'V ok' will be between +3 and +5 Vdc (high). When the output voltage is outside the -14%, +15% window, the 'V ok' voltage will go low (approx 0.5 Vdc). 'V ok' can source 1 mA or sink up to 5 mA.

Output Indicator (DC on): Green LED.

Switching Frequency: 110 kHz (typical).

EMI: Designed to meet FCC Part 15 and EN55022, Class A.

Dielectric Withstand Voltage	Isolation
Input to output: 4242 Vdc	300 Vdc
Input to case: 2121 Vdc	300 Vdc
Output to case: 750 Vdc	300 Vdc

Cooling: Forced-air cooled; air enters rear of power supply and exits from front cover. High Speed Fan noise rated at 48dB for 450w models and 54dB for 720w models.

Mounting: Threaded mounting holes permit mounting to a chassis, cabinet wall or bracket. To mount from the power supply side of the mounting surface use Mounting Kit NP6, or for DIN rail mounting use Mounting Kit WL35DIN or WLH35DIN. See accessory Mounting Kits on page H3.

OPTIONS

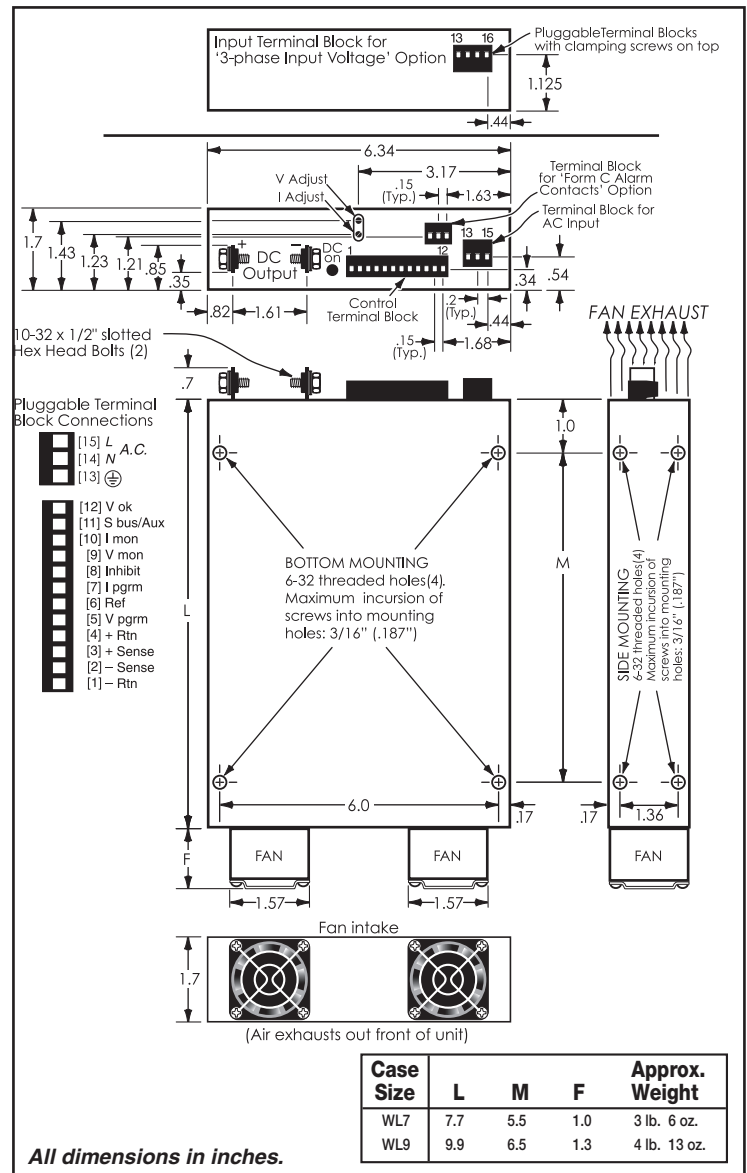
Output Enable: To enable the DC output, the Inhibit terminal must be tied to the -DC output. An open collector or contact closure can be used. To order, add suffix "E" to the model number.

N+1 Redundancy (Single Output Models): Allows up to 4 like models to be wired in N+1 redundancy. An internal isolation OR-ing diode is included in each power supply. Current share accuracy is ±5% (typical). Power supply output current must be derated by 10%. This option includes the "P" (Parallelable) option and the "E1" (Output Blocking Protection Diode) option listed below, so if you specify the "N" option do not also specify the "P" or "E1" options. To order, add suffix "N" to the model number.

Parallelable (Single Output Models): Allows up to 4 like models to be directly wired in parallel for increased current capability. Current share accuracy is ±5% (typical). Power supply output current must be derated by 5%. This option is included in the "N" (N+1 Redundancy) option listed above, so if you specify the "N" option, do not also specify the "P" option. To order, add suffix "P" to the model number.

Output Blocking Protection Diode: Used for battery charging applications. Derate output by 10%. This option is included in the "N" (N+1 Redundancy) option listed above, so if you specify the "N" option, do not also specify the "E1" option. To order, add suffix "E1" to the model number.

0-5v Programming (Wide Adjust Models - instead of the standard 0-10v Programming): Output voltage and current of standard models may be programmed from 0 to full rating by means of control voltage inputs of 0 to +10Vdc. For



programming with 0 to +5Vdc control voltages, add suffix "C5" to the model number. Voltage mode accuracy: 1%. Current mode accuracy: 5%. Accuracy percentages do not apply below 5% of output rating.

Thermostatically Controlled Fan: Fan runs at reduced speed until maximum speed is required. To order, add suffix "D2" to the model number.

208 VAC 3-phase Input Voltage: 170-240 VAC, 60-400 Hz. To order, add suffix "L4" to the model number. (Not available with G7 option.)

15Vdc Auxiliary Voltage: +15Vdc ±2% at 100mA. This option is not available with options "N" or "P". To order, add suffix "H5" to the model number.

Alarm with Relay Contacts (Single Output Models): Form C alarm contacts (contacts rated at 175VDC/peak VAC, 0.5A, 10W max) that change state when output reaches 14% below or 15% above nominal voltage. To order, add suffix "G7" to the model number. (Not available with L4 option; 'V ok' signal is disabled with this option.)

Moisture/Fungus Proofing: Power supplies can be furnished with a moisture and fungus resistant varnish. To order, add suffix "F" to the model number.



LOW PROFILE

Low Profile SWITCHING REGULATED (to 720 watts)

SWITCHING REGULATED AC-DC

SINGLE OUTPUT

Nominal Output Voltage	Adjust Range ±V	Output Current Amps. at		Ripple mV (@ 25 MHz BW)		Effic. (Typ.) %	Model	Case Size
		40°C	71°C	RMS	P-P			
3.3	.25	40	30	15	50	61	W3.3LT4000	WL7
3.3	.25	70	49	15	50	61	W3.3LT7000	WL9
5	.25	40	30	15	50	64	W5LT4000	WL7
5	.25	70	49	15	50	64	W5LT7000	WL9
6	.25	40	30	15	50	65	W6LT4000	WL7
6	.25	68	47.6	15	50	65	W6LT6800	WL9
7	.5	40	29	15	50	65	W7LT4000	WL7
7	.5	66	46.2	15	50	65	W7LT6600	WL9
8	.5	39	28	30	100	67	W8LT3900	WL7
8	.5	64	44.8	30	100	67	W8LT6400	WL9
9	.5	38.8	27.2	30	100	67	W9LT3880	WL7
9	.5	62	43.4	30	100	67	W9LT6200	WL9
10	.5	37.5	26.3	30	100	68	W10LT3750	WL7
10	.5	60	42	30	100	68	W10LT6000	WL9
12	1	37.5	26.3	30	100	73	W12LT3750	WL7
12	1	60	42	30	100	73	W12LT6000	WL9
13	1	34.6	24.2	30	100	73	W13LT3460	WL7
13	1	55.4	38.8	30	100	73	W13LT5540	WL9
14	1	32.1	22.5	30	100	73	W14LT3210	WL7
14	1	51.4	35.9	30	100	73	W14LT5140	WL9
15	1	30	21	30	100	73	W15LT3000	WL7
15	1	48	33.6	30	100	73	W15LT4800	WL9
16	1	28.1	19.7	30	100	73	W16LT2810	WL7
16	1	45	31.5	30	100	73	W16LT4500	WL9
18	1	25	17.5	30	100	75	W18LT2500	WL7
18	1	40	28	30	100	75	W18LT4000	WL9
20	1	22.5	15.8	30	100	76	W20LT2250	WL7
20	1	36	25.2	30	100	76	W20LT3600	WL9
22	1	20.5	14.4	30	100	76	W22LT2050	WL7
22	1	32.7	22.9	30	100	76	W22LT3270	WL9
24	1	18.8	13.2	30	100	78	W24LT1880	WL7
24	1	30	21	30	100	78	W24LT3000	WL9
25	1	18	12.6	30	100	78	W25LT1800	WL7
25	1	28.8	20.2	30	100	78	W25LT2880	WL9
26	1	17.3	12.1	30	100	78	W26LT1730	WL7
26	1	27.7	19.4	30	100	78	W26LT2770	WL9
28	1	16	11.2	30	100	78	W28LT1600	WL7
28	1	25.7	18	30	100	78	W28LT2570	WL9
30	1	15	10.5	45	150	78	W30LT1500	WL7
30	1	24	16.8	45	150	78	W30LT2400	WL9

Nominal Output Voltage	Adjust Range ±V	Output Current Amps. at		Ripple mV (@ 25 MHz BW)		Effic. (Typ.) %	Model	Case Size
		40°C	71°C	RMS	P-P			
32	1	14	9.8	45	150	78	W32LT1400	WL7
32	1	22.5	15.8	45	150	78	W32LT2250	WL9
34	1	13.2	9.3	45	150	78	W34LT1320	WL7
34	1	21.2	14.8	45	150	78	W34LT2120	WL9
36	1	12.5	8.8	45	150	78	W36LT1250	WL7
36	1	20	14	45	150	78	W36LT2000	WL9
38	1	11.8	8.3	45	150	78	W38LT1180	WL7
38	1	18.9	13.2	45	150	78	W38LT1890	WL9
40	1	11.3	7.9	45	150	79	W40LT1130	WL7
40	1	18	12.6	45	150	79	W40LT1800	WL9
42	1	10.7	7.5	45	150	79	W42LT1070	WL7
42	1	17.1	12	45	150	79	W42LT1710	WL9
45	1	10	7	45	150	79	W45LT1000	WL7
45	1	16	11.2	45	150	79	W45LT1600	WL9
48	1	9.4	6.6	45	150	79	W48LT940	WL7
48	1	15	10.5	45	150	79	W48LT1500	WL9
50	1	9	6.3	44	150	79	W50LT900	WL7
50	1	14.4	10	44	150	79	W50LT1440	WL9
55	1	8.2	5.7	44	150	79	W55LT820	WL7
55	1	13.1	9.2	44	150	79	W55LT1310	WL9
60	1	7.5	5.3	44	150	79	W60LT750	WL7
60	1	12	8.4	44	150	79	W60LT1200	WL9
70	1	6.4	4.5	66	225	79	W70LT640	WL7
70	1	10.3	7.2	66	225	79	W70LT1030	WL9
75	1	6	4.2	66	225	79	W75LT600	WL7
75	1	9.6	6.7	66	225	79	W75LT960	WL9
80	1	5.6	3.9	66	225	79	W80LT560	WL7
80	1	9	6.3	66	225	79	W80LT900	WL9
90	1	5	3.5	66	225	79	W90LT500	WL7
90	1	8	5.6	66	225	79	W90LT800	WL9
100	1	4.5	3.2	88	300	79	W100LT450	WL7
100	1	7.2	5	88	300	79	W100LT720	WL9
110	1	4.1	2.9	88	300	79	W110LT410	WL7
110	1	6.5	4.5	88	300	79	W110LT650	WL9
120	1	3.8	2.7	88	300	79	W120LT380	WL7
120	1	6	4.2	88	300	79	W120LT600	WL9
125	1	3.6	2.5	88	300	79	W125LT360	WL7
125	1	5.7	4	88	300	79	W125LT570	WL9
135	1	3.3	2.3	103	350	79	W135LT330	WL7
135	1	5.3	3.7	103	350	79	W135LT530	WL9



Low Profile SWITCHING REGULATED (to 720 watts)

WIDE ADJUST OUTPUT

Output Voltage Range	Output Current Amps. at		Ripple mV (@ 25 MHz BW)		Effic. (Typ.) %*	Model	Case Size
	40°C	71°C	RMS	P-P			
0-5	40	31	15	50	64	Y05LX4000	WL7
0-5	70	49	15	50	64	Y05LX7000	WL9
0-8	40	28	30	100	67	Y08LX4000	WL7
0-8	64	44	30	100	67	Y08LX6400	WL9
0-9	38	27	30	100	67	Y09LX3800	WL7
0-9	62	43	30	100	67	Y09LX6200	WL9
0-10	37	26	30	100	68	Y010LX3700	WL7
0-10	60	42	30	100	68	Y010LX6000	WL9
0-12	37	26	30	100	68	Y012LX3700	WL7
0-12	60	42	30	100	68	Y012LX6000	WL9
0-14	32	22	30	100	70	Y014LX3200	WL7
0-14	51	35	30	100	70	Y014LX5100	WL9
0-15	30	21	30	100	70	Y015LX3000	WL7
0-15	48	34	30	100	70	Y015LX4800	WL9
0-16	28	20	30	100	70	Y016LX2800	WL7
0-16	45	31	30	100	70	Y016LX4500	WL9
0-18	25	18	30	100	71	Y018LX2500	WL7
0-18	40	28	30	100	71	Y018LX4000	WL9
0-22	20	14	30	100	73	Y022LX2000	WL7
0-22	32	22	30	100	73	Y022LX3200	WL9
0-24	18	13	30	100	73	Y024LX1800	WL7
0-24	30	21	30	100	73	Y024LX3000	WL9
0-25	18	13	30	100	73	Y025LX1800	WL7
0-25	28.8	20	30	100	73	Y025LX2880	WL9
0-30	15	11	45	150	75	Y030LX1500	WL7
0-30	24	16	45	150	75	Y030LX2400	WL9
0-35	12.8	9	45	150	75	Y035LX1280	WL7
0-35	20.5	14	45	150	75	Y035LX2050	WL9
0-36	12	8	45	150	75	Y036LX1200	WL7
0-36	20	14	45	150	75	Y036LX2000	WL9
0-40	11	8	45	150	76	Y040LX1100	WL7
0-40	18	12	45	150	76	Y040LX1800	WL9
0-50	9	6	45	150	76	Y050LX900	WL7
0-50	15	10	45	150	76	Y050LX1500	WL9
0-60	7.5	5.3	45	150	79	Y060LX750	WL7
0-60	12	8.4	45	150	79	Y060LX1200	WL9
0-70	6.4	4.5	66	225	79	Y070LX640	WL7
0-70	10.3	7.2	66	225	79	Y070LX1030	WL9
0-75	6	4.2	66	225	79	Y075LX600	WL7
0-75	9.6	6.7	66	225	79	Y075LX960	WL9
0-80	5.6	3.9	66	225	79	Y080LX560	WL7
0-80	9	6.3	66	225	79	Y080LX900	WL9
0-90	5	3.5	66	225	79	Y090LX500	WL7
0-90	8	5.6	66	225	79	Y090LX800	WL9
0-100	4.5	3.2	88	300	79	Y0100LX450	WL7
0-100	7.2	5	88	300	79	Y0100LX720	WL9
0-110	4.1	2.9	88	300	79	Y0110LX410	WL7
0-110	6.5	4.5	88	300	79	Y0110LX650	WL9
0-120	3.8	2.7	88	300	79	Y0120LX380	WL7
0-120	6	4.2	88	300	79	Y0120LX600	WL9
0-125	3.6	2.5	88	300	79	Y0125LX360	WL7
0-125	5.7	4	88	300	79	Y0125LX570	WL9
0-135	3.3	2.3	103	350	79	Y0135LX330	WL7
0-135	5.3	3.7	103	350	79	Y0135LX530	WL9

WALL MOUNTING KITS

These kits provide a way of mounting power supplies on a wall or panel when the other side of the mounting surface is inaccessible. Each kit consists of four aluminum brackets and four machine screws for fastening them to the power supply, effectively adding mounting flanges to the power supply.

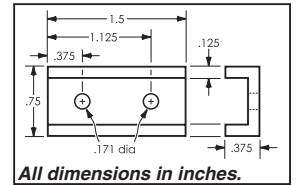
For 'Gold Box' and (modular) 'High Voltage' power supplies:

GB8 Mounting Kit (#8-32 mounting holes)

Can be used on these case sizes:

CM6, CM9, CM13, CH11, CH16, DG5, DG6, DG9, G3, G5, G5D, G6, G9, G13, GT5, GT6, GT9, GT13, H8, H11, H16, HD345, HD355, HA349, HA359, HT11, HT16, LM6A*, LM8A*, LM10A*, M6, M9, M13, RM6, RW6 TG5, TG6, TG9, TG13, TH11, WG7, WM6, WM9, Y3, Y5, Y6, YH11, YA

*For rear mounting brackets horizontally on **LM cases only**, use GBR Mounting Kit



For 'Narrow Profile' power supplies:

NP6 Mounting Kit (#6-32 mounting holes)

Can be used on these case sizes:

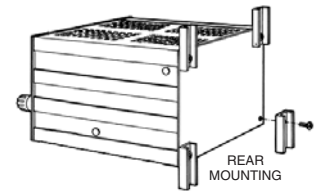
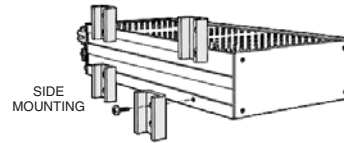
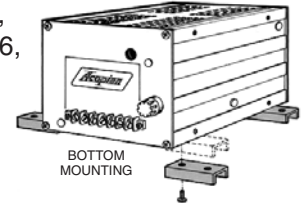
AMC, CN8T, DN6B, DN6A, DN8A, DN8, F6T, F8T, N8T, WL7, WL9, WN6A, WN6B, WN8, WN8A, WN8B, TN6T

NP6L Mounting Kit (#6-32 mounting holes)

Can be used on these case sizes:

CN8H, N8H, TN8H

Model NP6L consists of two brackets 1.5" long as shown above, and two 2.5" long brackets (to extend beyond heat sink).



DIN RAIL MOUNTING KITS

CH35DIN Mounting Kit (Horizontal mounting)

Can be used on these case sizes: RM6, RW6

GH35DIN Mounting Kit (Horizontal mounting)

Can be used on these case sizes:

CM6 DG5 G3 GT5 M6 TG5 Y3
 CM9 DG6 G5 GT6 M9 TG6 Y5
 CM13 DG9 G5D GT9 M13 TG9 Y6
 G6 GT13 TG13
 G9
 G13

GR35DIN Mounting Kit (Rear mounting)

Can be used on these case sizes:

CM6 DG5 G3 GT5 HD345 M6 RM6 TG5 Y3
 CM9 DG6 G5 GT6 HD355 M9 RW6 TG6 Y5
 DG9 G5D GT9 TG9 Y6
 G6
 G9

(GR35DIN can be used, but is not recommended on case sizes: G13, GT13, M13, TG13)

LR35DIN Mounting Kit (Rear mounting)

LV35DIN Mounting Kit (Vertical mounting)

LH35DIN Mounting Kit (Horizontal mounting)

Can be used on these case sizes: LM6A, LM8A, LM10A

NPH35DIN Mounting Kit (Horizontal mounting)

Can be used on these case sizes:

CN8H DN6A F6T N8H TN6T WN6A
 CN8T DN6B F8T N8T TN8H WN6B
 DN8 WN8
 DN8A WN8A
 WN8B

NPR35DIN Mounting Kit (Rear mounting)

Can be used on these case sizes:

CN8H F6T N8H TN6T
 CN8T F8T N8T TN8H

NPV35DIN Mounting Kit (Vertical mounting)

Can be used on these case sizes:

CN8H DN6A F6T N8H TN6T WN6A
 CN8T DN6B F8T N8T TN8H WN6B
 DN8 WN8
 DN8A WN8A
 WN8B


WH35DIN Mounting Kit (Horizontal mounting)

Can be used on these case sizes: WM6, WM9

WL35DIN Mounting Kit (Vertical mounting)

WLH35DIN Mounting Kit (Horizontal mounting)

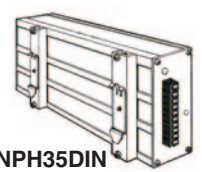
Can be used on these case sizes: WL7, WL9



GH35DIN



LH35DIN



NPH35DIN



GR35DIN



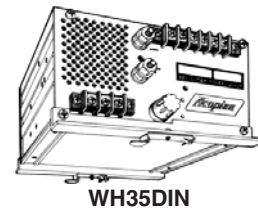
LR35DIN



NPV35DIN



WLH35DIN



WH35DIN



NPR35DIN

ACOPIAN SELLS FACTORY DIRECT WORLDWIDE: We do not use representatives or distributors. Contact Acopian for technical information or a quote.

WARRANTY: Acopian power supplies are warranted to be free from defects in material and workmanship for a period of five years (encapsulated devices, for one year) from date of original shipment. Acopian's obligation under this warranty is limited to repairing any power supply returned to the factory Service Department in Easton, PA or Melbourne, FL, and replacing any defective parts. Mini Encapsulated power supplies are not repairable. Authorization must be obtained from Acopian before a power supply may be returned for repair. Units must be well packed when shipping to Acopian; the repair of any damage incurred during shipment will be charged. Transportation charges are to be paid by the purchaser. A reinspection and handling charge will be applied to returned units found to have no defects. If a failure has been caused by misuse, operation in excess of specifications, or modification by the customer, repairs will be billed at cost; in such cases, a cost estimate will be submitted before work is started.

Acopian reserves the right to make changes or improvements in its products without incurring any obligation to install the same on products previously manufactured.

This warranty is in lieu of all other warranties, obligations, and liabilities, expressed or implied, and is the purchaser's exclusive remedy. Acopian makes no warranty, either express or implied, of merchantability, fitness for a particular purpose or otherwise. In no event shall Acopian be liable whether in contract, tort, or negligence, for special, indirect, incidental or consequential damages of any kind, including loss of business or profits, or any other losses incurred by the purchaser or any third party, the Customer's remedies being limited, at Acopian's option, to replacement, repair or credit at the price on the date of claim.

The validity, performance and construction of all terms and conditions and any sale made by Acopian shall be determined by the law of Pennsylvania, without regard to its conflict of law principles, and all parties to the transaction expressly consent to the jurisdiction of such courts and consent to the venue of the Court of Common Pleas for Northampton County, Pennsylvania.

PRICES: The prices shown are F.O.B. our factory; Easton, PA or Melbourne, FL. ('EXW Factory' if outside the 50 United States.) All prices and specifications are subject to change without notice.

TERMS: Net 30 days, subject to credit approval. Visa, MasterCard and American Express also accepted.

SHIPPING: Location permitting, small shipments are made by United Parcel Service, FedEx, DHL (international orders) or by Parcel Post; larger shipments, by insured motor freight collect. Shipments can be made by air upon request. Risk of loss shall be F.O.B. Our Factory, even in cases where freight may be prepaid or allowed to destination by Acopian. If equipment is received in damaged condition, it is the customer's responsibility to contact the carrier and file a claim for damages.

TIME FOR DELIVERY: The time for delivery quoted by Acopian is the time required to ship from our plants. We will not be liable for delays in delivery caused by any reason beyond our control, including but not limited to acts of God, casualty, civil disturbance, labor disputes, transportation or supply difficulties, or any interruption of our facilities, and the quoted time for delivery shall be extended during the continuance of such conditions and for a reasonable time thereafter. In no event will Acopian be liable for any premium transportation, procurement, or similar costs incurred by the Customer as a result of conditions beyond Acopian's control resulting in Acopian's inability to deliver product in accordance with customer's requested delivery schedules.

QUANTITY DISCOUNTS: Discounts are available to quantity buyers and are dependent upon the order quantity and the manufacturing scheduling anticipated by the order, and apply only to the quantity and delivery ordered. Partial shipments are considered as separate orders for discounting purposes.

EXPORT ORDERS: A minimum export documentation charge of \$60.00 applies. (A minimum charge of \$25.00 applies on orders to certain U.S. territories requiring customs forms.)

MOISTURE/FUNGUS PROOFING: Power supplies can be furnished with a moisture and fungus resistant varnish applied to interior surfaces. To order, add the suffix letter F to the model number. This option requires two additional days and is not available on High Voltage, Mini Encapsulated, Rack Mounting, and Gold Box Switching models.

TAGGING: Add \$10.00 to price.

TEST DATA: Cost, \$35.00 or 2% of order, whichever is greater.

SPECIAL MODELS/MODIFICATIONS: Cataloged models can be altered at the factory to meet special requirements. Contact the Applications Engineering Department to discuss your needs.

PARTS: The designs used in Acopian power supplies utilize standard components to the greatest practical extent. When replacements are required, the types originally used, or their equivalents, can usually be obtained most quickly from a local electronic components distributor.

Special components, such as transformers, are stocked at the factory warehouses. Contact the Applications Engineering Department for information on the parts required, referencing the model number of the power supply, the circuit designation of the component, and a description.

PURCHASE ORDER ACCEPTANCE: Orders are accepted subject to Acopian's Terms and Conditions. Any Terms and Conditions of any Purchaser's order, agreement, or understanding which are in addition to or inconsistent with Acopian's shall not be binding upon Acopian unless made in writing and accepted over the signature of an authorized officer of Acopian. Orders shall not be considered accepted until entered into production at our plant. Acopian reserves the right to refuse any order. All typographical and clerical errors are subject to correction by Acopian.

RETURNED GOODS: Acopian products are built on a per-order basis, and ordinarily no credit can be extended for their return. No goods will be accepted for return unless authorized in writing by Acopian.

CHANGES: The customer may, by a written notice, request changes within the general scope of the order, in the drawings, designs or specifications; method of shipment; and place of delivery. If any such change causes an increase or decrease in the cost, or the time required for the processing of any part of the order, an equitable adjustment shall be made in the price or delivery schedule, or both, and the order shall be modified in writing accordingly.

CANCELLATION: Suspension or cancellation of orders may be made only upon our written approval and on terms that will indemnify us against all loss.

OVERTIME: It is anticipated that any order will be processed during regular working hours on regular working days. If for any reason the Purchaser requests Acopian to process the order, or any portion of it, outside of such regular working hours, any overtime or other additional expense occasioned thereby shall be billed to and paid by the Purchaser as an extra cost. Acopian reserves the right to decline to process the order outside regular working hours.

CUSTOMER DELAY OF WORK: If the performance of all or any part of the work is delayed or interrupted by Customer's failure to act within the time specified (or within a reasonable time if no time is specified) and such act is not expressed or implied by the order, an adjustment shall be made in the cost of performance of the order caused by such delay or interruption and the order modified in writing accordingly. Adjustment will also be made in the delivery or performance dates and any other contractual provisions affected by such delay or interruption.

GOVERNMENT SPECIFICATIONS: Pricing is based upon industrial-grade construction, marking, packing, and packaging. Exception is taken to any MIL specifications, and to any requirements for the use of special forms, documentation other than quoted, and Government Source Inspection. Acopian must decline to quote on any other basis.

APPLICATIONS ASSISTANCE: *Questions regarding the specifications, features, and use of any Acopian product should be directed to the Applications Engineering Department. A staff of power supply specialists will be pleased to assist you.*

ACOPIAN IS AN ISO 9001 CERTIFIED COMPANY